


# Card 1 Homework

Please cut the following die pieces out in these colors and patterns. This will help to prepare for crafting live with Laura during SBC Fest ♥

Cut rabbit face pieces below out of white cardstock




Cut 1 frame out of white cardstock

3.5" x 3.5"


3" x 3"

The piece below will be for the rabbit's body/shoulders.



Using the die provided in the "Rabbit" die set, cut this shape out of the pink polka dot stripe paper from the Market Bloom Paper Pad.

Psst... Scrapbook.com's Nested Squares die set makes it easy to cut out the perfect frame!




Cut 1 heart glasses out of yellow scalloped paper from the Market Bloom Paper Pad

HELLO

HELLO

Use the solid green from the Market Bloom Paper Pad



Cut 2 heart glasses out of white cardstock



Cut out a vellum background for Hello Sunshine sentiment


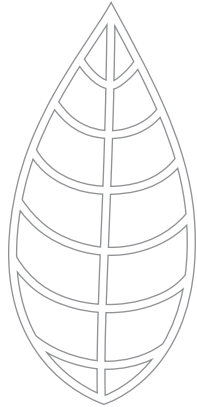

sunshine

Use the yellow scalloped pattern from Market Bloom Paper Pad

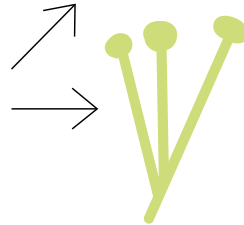
# Card 2 Homework

Please cut the following die pieces out in these colors and patterns. This will help to prepare for crafting live with Laura during SBC Fest ♥


Cut the following pieces out of white cardstock



Use any light green cardstock paper you like for these

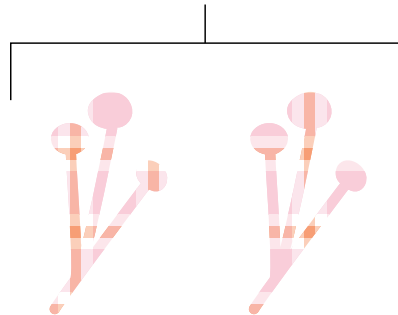


Use the solid green from the Market Bloom Paper Pad for these pieces




Use the pink polka dot stripe paper from the Market Bloom Paper Pad


Use the pink plaid paper from the Market Bloom Paper Pad



Using any dark brown ink, stamp 2 large carrots and 1 small carrot from the Hello Spring Stamp Set onto the solid orange paper from the Market Bloom Paper Pad






Fussy cut the carrots out to get them ready to glue down




Use the yellow scalloped pattern from the Market Bloom Paper Pad

# Card 3 Homework


Please cut the following die pieces out in these colors and patterns. This will help to prepare for crafting live with Laura during SBC Fest ♥





Use any dark pink cardstock paper you like



Use the yellow scalloped paper from the Market Bloom Paper Pad




Use the solid orange from Market Bloom Paper Pad



Use the solid green from Market Bloom Paper Pad

# HELLO sunshine

Use your favorite black cardstock



Use your favorite white cardstock